

# SUCSF & SNASF 4-Bolt Flange Units



## All Stainless Steel



B-type Seal

B-type seal available in all styles and sizes.



L3-type Seal

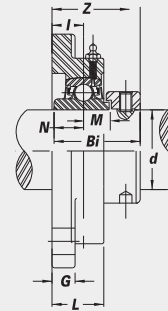
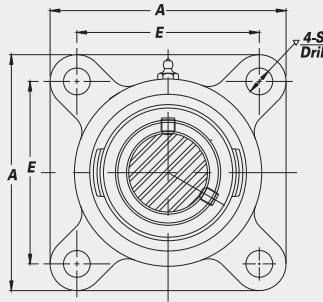
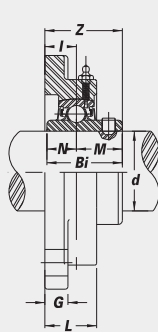
L3-type seal available in SUC units only. Limited sizes. Consult IPTCI for speed limitations.

## SUCSF

• Set Screw Locking

## SNASF

• With Eccentric Locking Collar



CORROSION RESISTANT

Unit No.	Shaft Dia.		Dimensions (in.) (mm)										Bolt Used (in.)	Bearing No.	Housing No.	Weight (lbs.)
	d (in.)	d (mm)	A	E	I	G	L	S	Z	Bi	N	M				

### SUCSF Set Screw Type

SUCSF 201-8	1/2	39/8	2 1/2	19/32	7/16	1	7/16	19/16	1.2205	0.5000	0.7205	3/8	SUC 201-8	SF 204	1.8
202-10	5/8	86	64	15	11	25.4	11	33.3	31.0	12.7					
SUCSF 204-12	3/4	39/8	2 1/2	19/32	7/16	1	7/16	19/16	1.2205	0.5000	0.7205	3/8	SUC 204-12	SF 204	1.6
204	20	86	64	15	11	25.4	11	33.3	31.0	12.7					
SUCSF 205-14	7/8	33/4	2 3/4	5/8	1/2	1 1/16	29/64	1 13/32	1.3386	0.5630	0.7756	3/8	SUC 205-14	SF 205	2.1
205	25	95	70	16	13	27	11.5	35.7	34.0	14.3					
205-16	1														
SUCSF 206-18	1 1/8	4 1/4	3 1/4	45/64	1/2	1 7/32	33/64	1 19/32	1.5000	0.6260	0.8740	7/16	SUC 206-18	SF 206	2.9
206	30	108	83	18	13	31	13	40.2	38.1	15.9	22.2				
206-19	1 3/16														
206-20	1 1/4 S														
SUCSF 207-20	1 1/4											7/16	SUC 207-20	SF 207	3.8
207-21	1 3/8	4 19/32	3 5/8	3/4	19/32	1 11/32	33/64	1 3/4	1.6890	0.6890	1.0000				
207-22	1 3/8	117	92	19	15	34	13	44.4	42.9	17.5	25.4				
207															
207-23	1 7/16														
SUCSF 208-24	1 1/2	5 1/8	4	53/64	19/32	1 13/32	35/64	2 1/32	1.9370	0.7480	1.1890	1/2	SUC 208-24	SF 208	4.9
208	40	130	102	21	15	36	14	51.2	49.2	19.0	30.2				
SUCSF 209-27	1 11/16	5 13/32	4 1/8	55/64	5/8	1 1/2	5/8	2 1/16	1.9370	0.7480	1.1890	9/16	SUC 209-27	SF 209	5.4
209-28	1 3/4	137	105	22	16	38	16	52.2	49.2	19.0	30.2				
209															
SUCSF 210-31	1 5/8	5 5/8	4 3/8	55/64	5/8	1 9/16	5/8	2 5/32	2.0315	0.7480	1.2835	9/16	SUC 210-31	SF 210	5.9
210	50	143	111	22	16	40	16	54.6	51.6	19.0	32.6				
210-32	2 S														
SUCSF 211-32	2	6 3/8	5 1/8	63/64	23/32	1 11/16	43/64	2 5/16	2.1890	0.8740	1.3150	5/8	SUC 211-32	SF 211	8.1
211-35	2 3/16	162	130	25	18	43	17	58.4	55.6	22.2	33.4				
SUCSF 212-36	2 1/4	6 7/8	5 5/8	1 9/64	23/32	1 7/8	43/64	2 23/32	2.5630	1.0000	1.5630	5/8	SUC 212-36	SF 212	10.0
212-39	2 1/16	175	143	29	18	48	17	68.7	65.1	25.4	39.7				

### SNASF Eccentric Locking Collar Type

SNASF 204-12	3/4	39/8	2 1/2	19/32	7/16	1	7/16	1 5/8	1.5433	0.5000	0.6693	3/8	SNA 204-12	SF 204	1.7
204	20	86	64	15	11	25.4	11	41.5	39.2	12.7	17.0				
SNASF 205-14	7/8	33/4	2 3/4	5/8	1/2	1 1/16	29/64	1 11/16	1.6220	0.5630	0.6850	3/8	SNA 205-14	SF 205	2.2
205	25	95	70	16	13	27	11.5	42.9	41.2	14.3	17.4				
205-16	1														
SNASF 206-18	1 1/8	4 1/4	3 1/4	45/64	1/2	1 7/32	33/64	1 57/64	1.8110	0.6260	0.7165	7/16	SNA 206-18	SF 206	3.0
206	30	108	83	18	13	31	13	48.1	46.0	15.9	18.2				
206-19	1 3/16														
206-20	1 1/4 S														
SNASF 207-20	1 1/4											7/16	SNA 207-20	SF 207	4.0
207-22	1 3/8	4 19/32	3 5/8	3/4	19/32	1 11/32	33/64	2 1/64	1.9606	0.6890	0.7402				
207	35	117	92	19	15	34	13	51.3	49.8	17.5	18.8				
207-23	1 7/16														
SNASF 208-24	1 1/2	5 1/8	4	53/64	19/32	1 13/32	35/64	2 13/64	2.1220	0.7480	0.8425	1/2	SNA 208-24	SF 208	5.1
208	40	130	102	21	15	36	14	55.9	53.9	19.0	21.4				
SNASF 209-28	1 3/4	5 13/32	4 1/8	55/64	5/8	1 1/2	5/8	2 15/64	2.1220	0.7480	0.8425	9/16	SNA 209-28	SF 209	5.7
	45	137	105	22	16	38	16	56.9	53.9	19.0	21.4				
SNASF 210-31	1 5/8	5 5/8	4 3/8	55/64	5/8	1 9/16	5/8	2 23/64	2.2480	0.7480	0.9685	9/16	SNA 210-31	SF 210	6.3
210-32	2 S	143	111	22	16	40	16	60.1	57.1	19.0	24.6				