

SUCSFL & SNASFL 2-Bolt Flange Units

All Stainless Steel




B-type Seal

B-type seal available in all styles and sizes.



L3-type Seal

L3-type seal available in SUC units only. Limited sizes. Consult IPTCI for speed limitations.

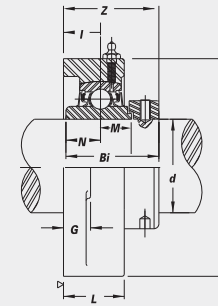
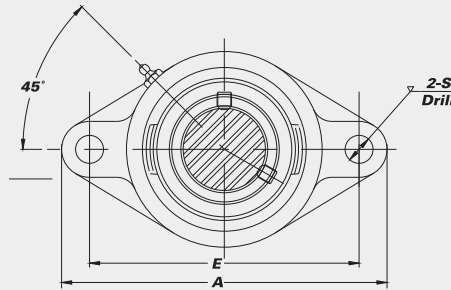
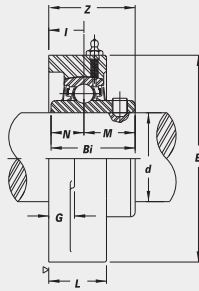


SUCSFL

• Set Screw Locking

SNASFL

• With Eccentric Locking Collar



Unit No.	Shaft Dia.		Dimensions (in./mm)										Bolt Used (in.)	Bearing No.	Housing No.	Weight (lbs.)
	d (in.)	d (mm)	A	E	I	G	L	S	B	Z	Bi	N				

SUCSFL Set Screw Type

SUCSFL 201-8 202-10	1/2 5/8	37.8 99	3 76.2	19/32 15	7/16 11	1 1/16 27	25/64 10	23/8 60	1 5/16 33.3	1.2205 31.0	0.5000 12.7	0.7205 18.3	5/16	SUC 201-8 202-10	SFL 203	1.0
SUCSFL 204-8 204-10 204-12 204	1/2 5/8 3/4	114	3 17/32 89.7	19/32 15	7/16 11	1 25	25/64 10	23/8 60	1 5/16 33.3	1.2205 31.0	0.5000 12.7	0.7205 18.3	5/16	SUC 201-8 202-10 204-12 204	SFL 204	1.2
SUCSFL 205-14 205 205-16	7/8 1	25	4 7/8 124	3 57/64 98.8	5/8 16	1 1/2 27	1 5/16 11.9	2 11/16 68	1 13/32 35.7	1.3386 34.0	0.5630 14.3	0.7756 19.7	3/8	SUC 205-14 205 205-16	SFL 205	1.5
SUCSFL 206-18 206 206-19 206-20	1 1/8 1 3/16 1 1/4 S	30	5 9/16 141	4 19/32 116.7	4 5/64 18	1 1/2 31	1 5/32 11.9	3 3/32 80	1 19/32 40.5	1.5000 38.1	0.6260 15.9	0.8740 22.2	3/8	SUC 206-18 206 206-19 206-20	SFL 206	2.2
SUCSFL 207-20 207-21 207-22 207 207-23	1 1/4 1 5/16 1 3/8 1 7/16	35	6 1/8 155	5 1/8 130.2	3/4 19	9/16 14	1 11/32 34	3 3/64 13	3 17/32 90	1 3/4 44.5	1.6890 42.9	0.6890 17.5	7/16	SUC 207-20 207-21 207-22 207 207-23	SFL 207	2.9
SUCSFL 208-24 208	1 1/2	40	6 3/4 171	5 21/32 143.7	5 3/64 21	9/16 14	1 13/32 36	3 3/64 13	3 15/16 100	2 50.8	1.9370 49.2	0.7480 19.0	7/16	SUC 208-24 208	SFL 208	3.7
SUCSFL 209-27 209-28 209	1 11/16 1 3/4	45	7 1/16 179	5 27/32 148.4	5 5/64 22	1 9/32 15	1 1/2 38	1 9/32 15	4 1/4 108	2 1/16 52.4	1.9370 49.2	0.7480 19.0	1/2	SUC 209-27 209-28 209	SFL 209	4.4
SUCSFL 210-31 210 210-32	1 15/16 2 S	50	7 1/16 189	6 3/16 157	5 5/64 22	1 9/32 15	1 9/16 40	1 9/32 15	4 17/32 115	2 5/32 54.8	2.0315 51.6	0.7480 19.0	1/2	SUC 210-31 210 210-32	SFL 210	5.1

SNASFL Eccentric Locking Collar Type

SNASFL 204-12 204	3/4	20	4 15/32 114	3 17/32 89.7	19/32 15	7/16 11	1 25	25/64 10	23/8 60	1 5/8 41.5	1.5433 39.2	0.5000 12.7	0.6693 17.0	5/16	SNA 204-12 204	SFL 204	1.3
SNASFL 205-14 205 205-16	7/8 1	25	4 7/8 124	3 57/64 98.8	5/8 16	1 1/2 27	1 5/16 11.9	2 11/16 68	1 11/16 42.9	1.6220 41.2	0.5630 14.3	0.6850 17.4	3/8	SNA 205-14 205 205-16	SFL 205	1.6	
SNASFL 206-18 206 206-19 206-20	1 1/8 1 3/16 1 1/4 S	30	5 9/16 141	4 19/32 116.7	4 5/64 18	1 1/2 31	1 5/32 11.9	3 5/32 80	1 57/64 48.1	1.8110 46.0	0.6260 15.9	0.7165 18.2	3/8	SNA 206-18 206 206-19 206-20	SFL 206	2.3	
SNASFL 207-20 207-22 207 207-23	1 1/4 1 3/8 1 7/16	35	6 1/8 155	5 1/8 130.2	3/4 19	9/16 14	1 11/32 34	3 3/64 13	3 17/32 90	2 1/64 51.3	1.9606 49.8	0.6890 17.5	7/16	SNA 207-20 207-22 207 207-23	SFL 207	3.1	
SNASFL 208-24 208	1 1/2	40	6 3/4 171	5 21/32 143.7	5 3/64 21	9/16 14	1 13/32 36	3 3/64 13	3 15/16 100	2 13/64 55.9	2.1220 53.9	0.7480 19.0	7/16	SNA 208-24 208	SFL 208	3.9	
SNASFL 209-28	1 3/4	45	7 1/16 179	5 27/32 148.4	5 5/64 22	1 9/32 15	1 1/2 38	1 9/32 15	4 1/4 108	2 15/64 56.9	2.1220 53.9	0.7480 19.0	1/2	SNA 209-28	SFL 209	4.7	
SNASFL 210-31 210-32	1 15/16 2 S	50	7 1/16 189	6 3/16 157	5 5/64 22	1 9/32 15	1 9/16 40	1 9/32 15	4 17/32 115	2 23/64 60.1	2.2480 57.1	0.7480 19.0	1/2	SNA 210-31 210-32	SFL 210	5.5	

CORROSION RESISTANT